QVANTUS

QVANTUS · BUSINESS USE CASES

AI for the work your business does.

Practical vision and language workflows for real operating teams.

14 vision applications • 8 language applications

SHAPING INTELLIGENCE WITH PRECISION.

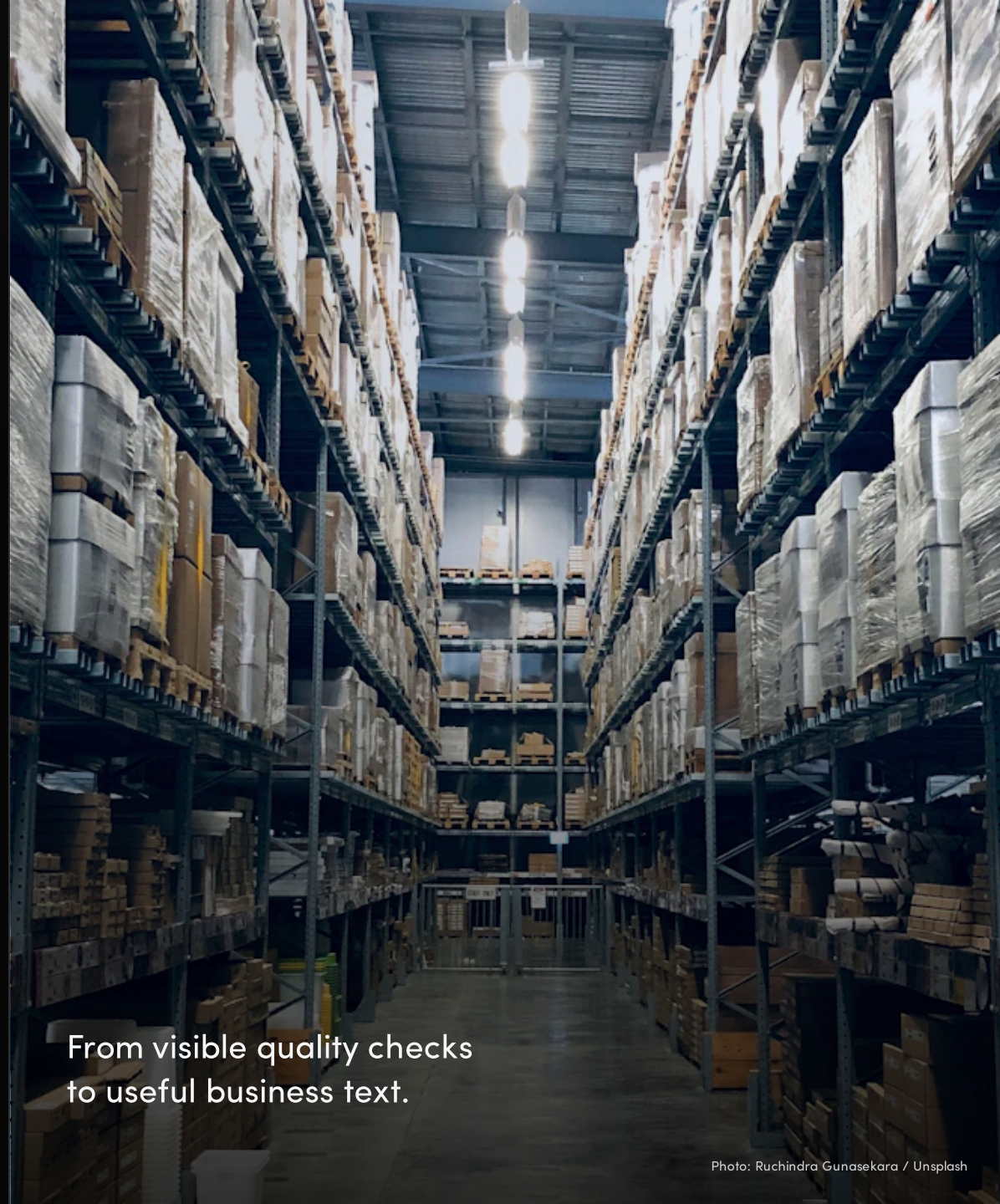

Photo: Ruchindra Gunasekara / Unsplash

START WITH THE BUSINESS TASK

One clear job. A useful AI workflow.

Each use case begins with information your team already has, then returns something a person can inspect and act on.

01 **Supply context**

Images, documents, examples or rules

02 **Run the task**

Vision or language agent

03 **Review the result**

Evidence, draft or suggested action

04 **Measure fit**

Use a team-defined quality check

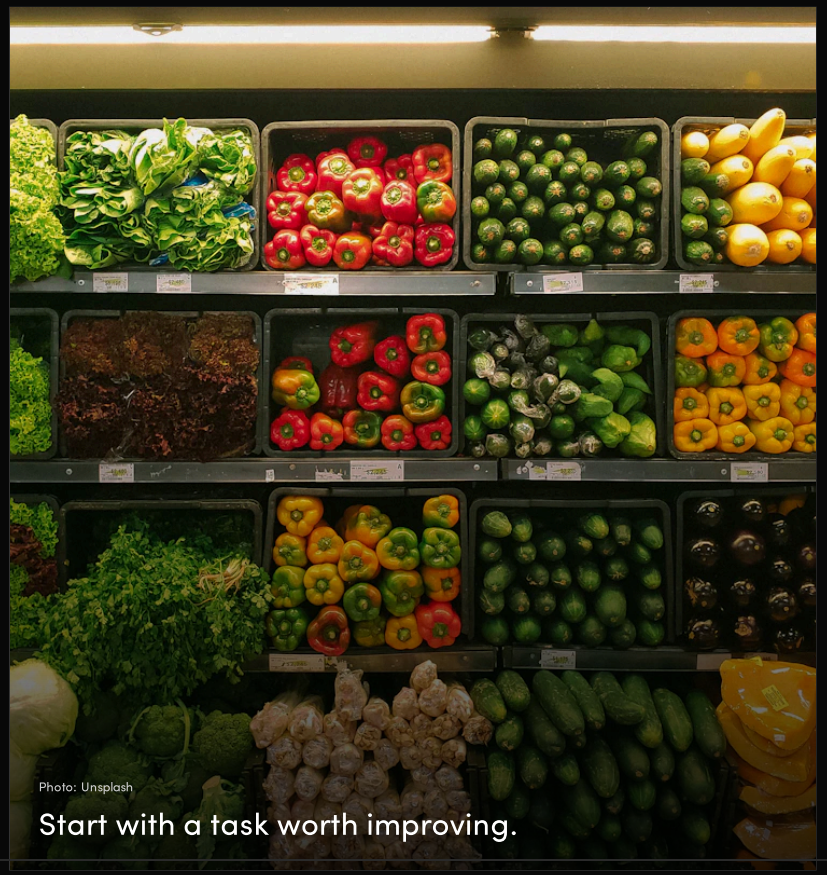

Photo: Unsplash

Start with a task worth improving.

Quality checks at the point of work

VISION · MANUFACTURING

Flag what deserves a closer look, with the image and criteria in view.



01

MANUFACTURING & QUALITY TEAMS

Inspect product quality

Turn product images into a repeatable visual inspection workflow, with detections your team can review.

Review against Missed defects, false alerts, and reviewer agreement on a labeled sample.

02

MANUFACTURING & ASSEMBLY TEAMS

Check visible assembly component counts

Use a trained detector to flag a visible component count outside the range expected at an assembly checkpoint.

Review against False count exceptions and missed component-count discrepancies on labeled images.

03

AI & MODEL DEVELOPMENT TEAMS

Improve a custom detector

Use reviewed detection results to build better training examples for your next model iteration.

VISION · RETAIL & HOSPITALITY

See what needs attention

Use defined image regions and checklists for shelves, service areas and customer zones.



01

RETAIL & STORE OPERATIONS

Check shelves and displays

Check visible product counts in a selected shelf area and surface exceptions for store teams.

Review against Count accuracy in the selected area and the relevance of replenishment alerts.

02

RETAIL & FRONT-OF-HOUSE MANAGERS

Count people in a checkout zone

Count visible people inside a defined checkout region and flag when the count reaches your chosen threshold.

Review against Person-count accuracy within the zone and the relevance of threshold alerts.

03

FOOD SERVICE & HOTEL OPERATIONS

Check buffet presentation

Review serving-area images for visibly empty containers, spills, and presentation issues that deserve a staff check.

Review against Correctly flagged empty containers and the usefulness of presentation observations to staff.

VISION · LOGISTICS & SITES

Count, locate and verify

Turn an image into a reviewable checkpoint for goods, materials, labels or a zone.



01

WAREHOUSING & LOGISTICS

Count packages and pallets

Use visual counts to check a loading area, staging zone, or packing station against your own rules.

Review against Count differences against a manual check, especially for overlapping objects.

02

CONSTRUCTION & SITE LOGISTICS TEAMS

Count materials at a construction checkpoint

Use your trained material classes to count visible items in a site or delivery image.

Review against Count accuracy by material class and sensitivity to stacking or occlusion.

03

OPERATIONS & DOCUMENT HANDLING

Read labels and codes

Extract visible text and supported codes from images for review in your visual workflow.

Review against Exact-match accuracy for the fields and code formats used in your workflow.

Review visible conditions

VISION · AGRICULTURE & ACCOMMODATION

Give teams a focused observation to verify against the source image.



01 AGRICULTURE & LIVESTOCK OPERATIONS

Count visible livestock

Count supported animal classes in an image and retain the result as a visual observation for review.

Review against Per-image count error against manual annotation across different levels of overlap.

02 FARM MANAGERS & AGRICULTURAL TEAMS

Review visible field conditions

Ask the field-review agent to describe visible bare patches, debris, and uneven crop appearance in supplied imagery.

Review against Agreement with field reviewers on visible features and the relevance of follow-up observations.

03 HOTELS & ACCOMMODATION TEAMS

Review hotel room presentation

Use a room photograph to check visible bedding arrangement, clutter, and amenities against your presentation checklist.

Prepare a better first response

LANGUAGE · CUSTOMER OPERATIONS

Create a draft or structured classification from the request and policy context supplied.



01

CUSTOMER EXPERIENCE TEAMS

Draft customer support replies

Give a reusable text agent your tone and instructions to prepare replies for a human reviewer.

Review against Policy adherence, completeness, and the amount of editing each draft needs.

02

SERVICE DESKS & BACK-OFFICE TEAMS

Classify and extract text

Apply consistent instructions to categorize requests or extract fields from supplied business text.

Review against Category accuracy, field-level exact matches, and handling of missing values.

Illustrative applications - outputs require review in context

Make information easier to use

LANGUAGE · KNOWLEDGE & COMMUNICATIONS

Turn supplied documents and notes into structured summaries or a fit-for-purpose draft.



01

OPERATIONS & KNOWLEDGE TEAMS

Summarize business documents

Turn supplied text into focused summaries, key points, or suggested next steps.

Review against Factual consistency, coverage of key points, and unsupported statements.

02

MARKETING, COMMUNICATIONS & OPERATIONS TEAMS

Draft and revise business content

Use the Writing assistant template to turn supplied facts and a clear brief into a draft in your chosen tone and format.

Review against Brief adherence, factual consistency with the supplied source, and editing effort.

LANGUAGE · BUSINESS & PRODUCT TEAMS

Put domain knowledge to work

Organize supplied evidence or create an assistant around a defined task and examples.

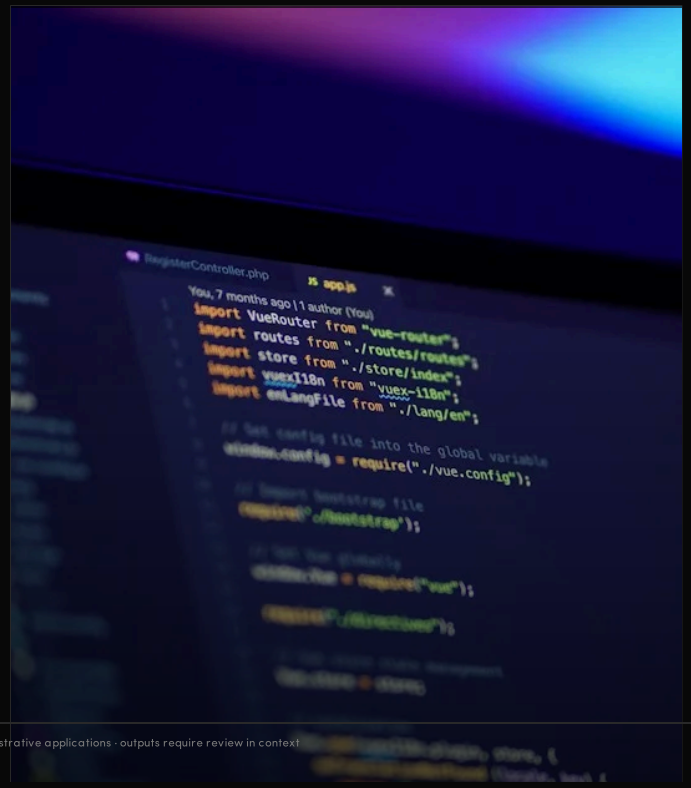

01 BUSINESS OWNERS, ANALYSTS & MANAGEMENT TEAMS

Analyze supplied business information

Use the Business analysis template to organize supplied information into facts, assumptions, and recommendations for review.

Review against Arithmetic accuracy, traceability to source facts, and clarity of stated assumptions.

02 PRODUCT & AI TEAMS

Build a domain-specific assistant

Adapt a language model to the terminology, examples, and response style of your business.

Review against Performance on held-out domain tasks compared with the starting model.

Improve answers with evidence

LANGUAGE · AI QUALITY

Evaluate responses against your criteria and turn reviewed weak answers into useful examples.



01

AI QUALITY & PRODUCT TEAMS

Evaluate answer quality

Assess model answers against explicit domain rules and business expectations.

Review against Rule pass rates, recurring failure types, and agreement with human review.

02

ML & CONTINUOUS IMPROVEMENT TEAMS

Turn weak answers into training data

Connect evaluation findings to reviewed training examples for the next improvement cycle.

Review against Improvement on targeted failures and regressions on the wider evaluation set.

Illustrative applications · outputs require review in context

PLATFORM FEATURES

The capabilities behind each use case

Connect data, training, evaluation and agents as your workflow grows.



01 · BUILD & TRAIN

Prepare the right foundation

Dataset management & marketplace · Compute selection & management · Model training & fine-tuning

02 · EVALUATE & IMPROVE

Define quality and learn from results

Domain packs & evaluation rules · Model evaluation · Experience buffer & feedback review · Improvement orchestration

03 · AGENTS & OPERATIONS

Put language and vision to work

Feature access, compute and model requirements depend on your selected workflow and plan.

A LOW-FRICTION FIRST STEP

Prove the workflow before you scale it.

Choose one recurring task. Agree what a useful result means. Test it on representative examples, including the difficult ones.

01 **Pick an owner and task**
One decision, one team, one starting point.

02 **Gather representative inputs**
Include normal cases, edge cases and failure examples.

03 **Agree a review measure**
Compare AI output with the people doing the work.

04 **Decide the next step**
Refine, expand or stop based on what the pilot shows.



Photo: Unsplash

No outcome is assumed: fit, quality and economics are established with your data.

QVANTUS

A PRACTICAL START FOR YOUR TEAM

Bring us the task.
Build the right workflow.

Explore the use cases, choose a first workflow, and define how your team will review the result.

EXPLORE USE CASES
qvantus.ai/use-cases

SEE PLATFORM CAPABILITIES
qvantus.ai/features

START A CONVERSATION
info@qvantus.ai

SHAPING INTELLIGENCE WITH PRECISION.



Photo: paws and prints / Unsplash